



A Global Mobilinea apresenta a linha Square. Um sistema inteligente com múltiplos acessórios, conferindo equilíbrio e leveza para seu ambiente. Square, a harmonia entre forma e função.

## MODELOS



## DIMENSÕES E ESPECIFICAÇÕES



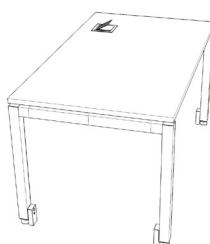
MESA GERENCIAL

L = 1600 - 1800 P = 800 H = 720



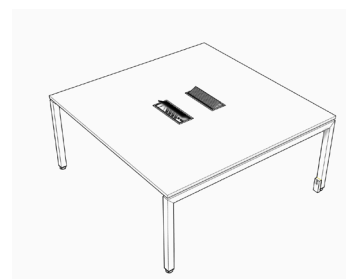
MESA ANGULAR

L = 1400 - 1600 P = 600 H = 720



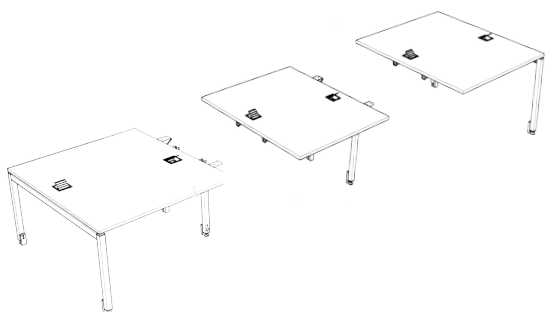
MESA RETANGULAR

L = 1400 - 1600 P = 600 - 800 H = 720



REUNIÃO

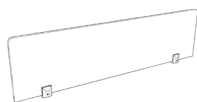
L = 1400 - 1600 P = 1400 - 1600 h = 720



PLATAFORMA

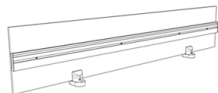
L = 1200 - 1400 P = 1400 H = 720

## ACESSÓRIOS



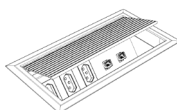
MDF/VIDRO

L = 1480 P = 18 H = 290 mesa 160  
L = 1280 P = 18 H = 290 mesa 140



DIVISOR COM BARRA DE ACESSÓRIOS

L = 1480 P = 18 H = 290 mesa 160  
L = 1280 P = 18 H = 290 mesa 140



CAIXA DE PLUGAGEM

GRANDE: 4 TOMADAS + 4 RJ  
MÉDIA: 3 TOMADAS + 2 RJ  
PEQUENA: 2 TOMADAS + 2 RJ



SUPORE DE CPU


L = 260 P = 500 H = 500



SHAFT PARA SUBIDA DE CABOS

L = 145  
H = 630

## DETALHES



Fábrica - Jundiaí - São Paulo  
Av. das Indústrias, 121  
Distrito Industrial, Jundiaí - SP  
CEP. 13213-100  
Tel. 55 11 4492 - 6859  
www.globalmobilinea.com.br

Vendas - São Paulo - Brasil  
Av. Eng.º Antônio Jovino, 220  
Vila Andrade, São Paulo - SP  
CEP. 05727-220  
Tel. 55 11 3065 - 0947  
www.globalmobilinea.com.br

